

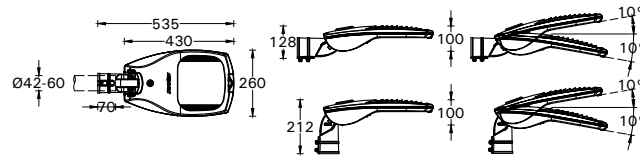
# INSTALLATION AND SERVICE MANUAL

**LIGMAN**  
NORTH AMERICA

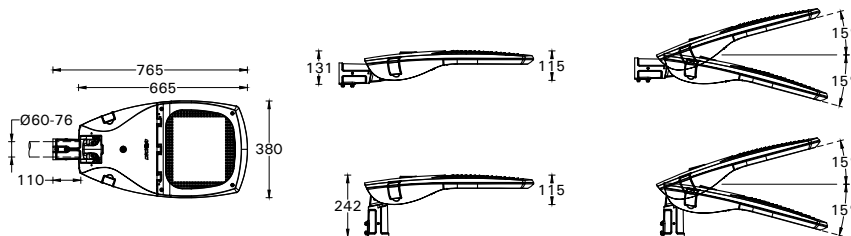
For Installation of Billund 1,2,3 Street and Area Lighting LED.  
Model. UBIU-90001 , UBIU-90011 and UBIU-90021.

## Product drawing (dimensions)

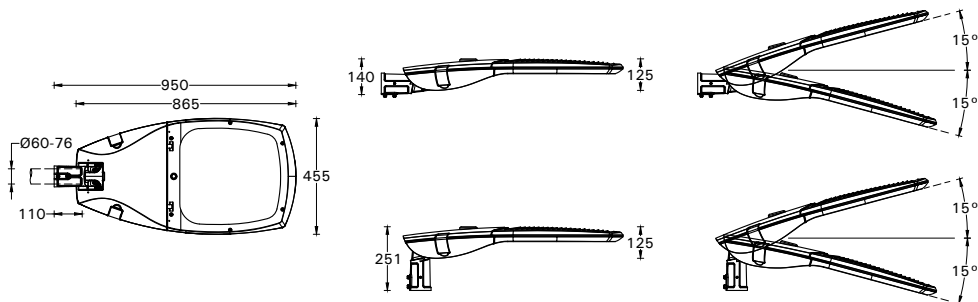
SUITABLE FOR WET LOCATIONS



Billund 1 : UBIU-90001



Billund 2 : UBIU-90011



Billund 3 : UBIU-90021



## Notice to installer :

- 1.WIRING INSTRUCTIONS** Warning : RISK OF FIRE AND ELECTRICAL SHOCK. : FIXTURE MUST BE INSTALLED BY A QUALIFIED ELECTRICIAN ONLY>FIXTURE IS INTENDED FOR INSTALLATION IN ACCORDANCE WITH THE NATIONAL ELECTRICAL CODE, LOCAL AND FEDERAL CODE SPECIFICATIONS. DISCONNECT POWER BEFORE SERVICING.
- 2.This fixture has a VOLTAGE SPECIFIC BALLAST,Check that the supply voltage is the same as the installed ballast voltage.**

**Ligman Lighting USA**

7144 NE Progress Court, Hillsboro  
Oregon, 97124, USA  
Tel : 503 645 0500 | Fax : 503 645 8100

